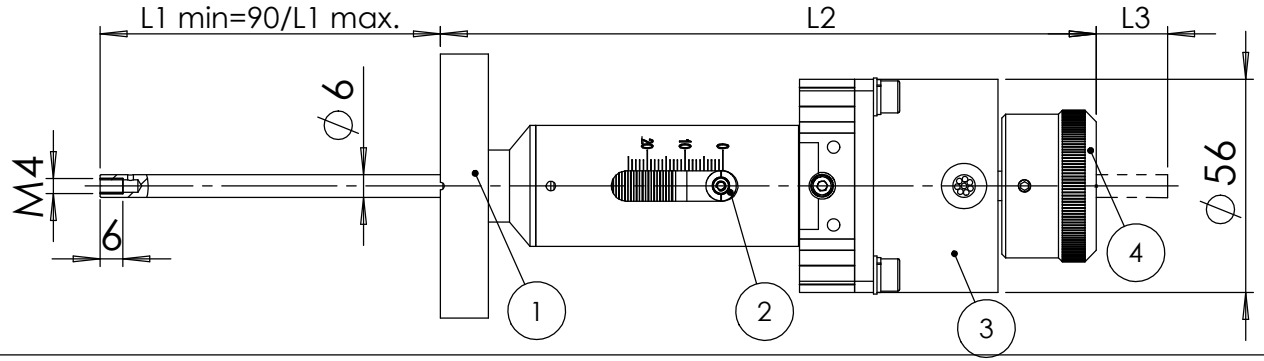

version 25
DN40 CF

02

POS-NR.	DESCRIPTION	MATERIAL	QTY
1	modified flange DN40CF	1.4404 (316L)	1
2	pointer	2.0771 nickel silver (CW400J)	2
3	Stepper motor Typ56		1
4	knob 2	3.3206 EN-AW 6060	1

Version	L1 max +/-1mm	L2 max +/-1mm	L3 max +/- 1mm
25	115	173,5	X
50	140	204,5	X
100	190	266,5	46
150	240	328,5	95,5

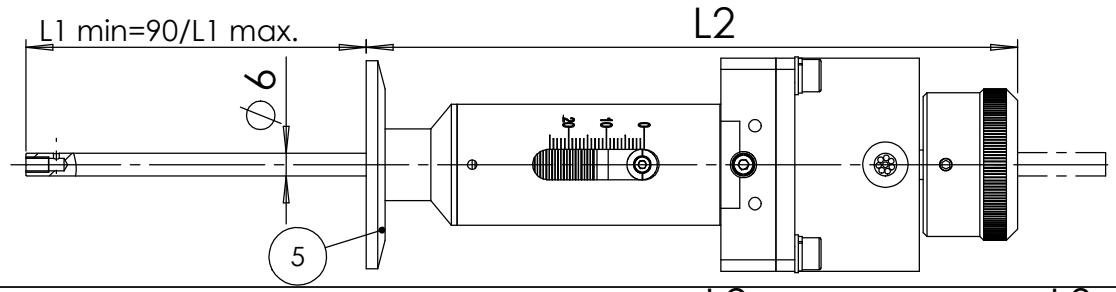

version 25
DN40 KF

02

POS-NR.	DESCRIPTION	MATERIAL	QTY
5	modified flange KF	1.4301 (304)	1

Version	L1 max +/-1mm	L2max +/-1mm	L3 max +/-1mm
25	115	172,3	X
50	140	203,3	X
100	190	265,3	46
150	240	328,5	95,5

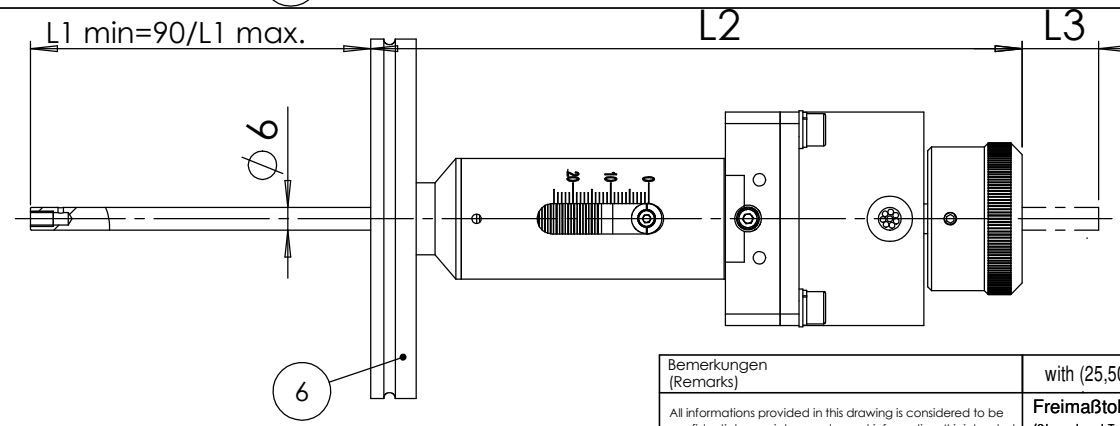

version 25
DN63 ISO-K

02

POS-NR.	DESCRIPTION	MATERIAL	QTY
6	modified flange DN63 ISO-K	1.4301 (304)	1

Version	L1max +/-1mm	L2 max +/-1mm	L3 max +/-1mm
25	128	172,3	X
50	140	203,3	X
100	190	265,3	46
150	240	328,5	95,5

view 612-CLD25-SM-C40

Bemerkungen (Remarks): with (25,50,100,150) travel

All informations provided in this drawing is considered to be confidential, proprietary and secret information. It is intended only for the use of individual or entity to whom it is sent. Individual or entity agrees to not disseminate or copy this information to anyone other than originally specified without the written consent Allectra GmbH.

Freimaßtoleranz (Standard Toleranz)

Maßstab (Scale): 1:5

Rauheit (Rougness)

europ.Projektion

Material, Standard Oberfläche (Treatment)

Kanten (edges)

	Datum	Name
Design	01.07.2015	JB
Drawn	28.10.2020	AD
Check		

Bezeichnung (Title): Linear drive stepper motor

Gewicht (weight): 1245.07 g

Page: 1 Pages: 4

Index	Modification	Datum	Name
02	Version 150 new	28.10.2020	AD
01	change old:58 new:46	13.10.17	FW

allectra

Zeichnungsnummer (Drawing No.): 612-CLDX-SM-X

Revision: 02

Datei (File) C:\PDM-Store\C:\PDM-Store\

Format A4