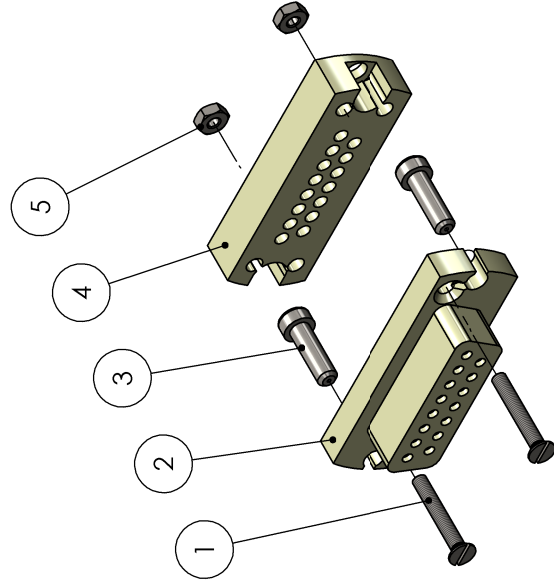
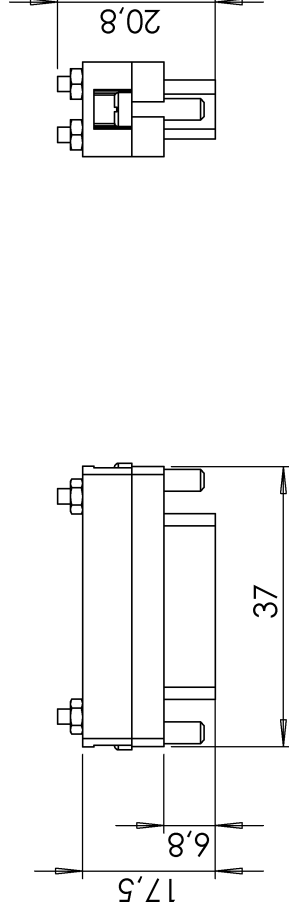
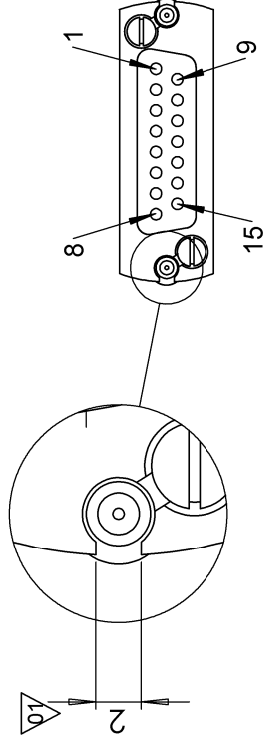


DETAIL X
SCALE 3:1



| POS-NR. | DESCRIPTION | MATERIAL | QTY |
|---------|-------------------------------|----------------------|-----|
| 1 | Countersunk Screw M2X14 | Stainless Steel | 2 |
| 2 | front plate for SUB-D 15 pin | AL203 | 1 |
| 3 | Slotted Cheese Screw 4-40 UNC | 1.4301 (X5CrNi18-10) | 2 |
| 4 | back plate for SUB-D 15 pin | AL203 | 1 |
| 5 | Hexagon Nut M2 DIN934 | Stainless Steel | 2 |

Bemerkungen (Remarks)
All informations provided in this drawing is considered to be confidential, proprietary and secret information. It is intended only for the use of individual or entity to whom it is sent. Individual or entity agrees to not disseminate or copy this information to anyone other than originally specified without the written consent Allectra GmbH.

| Freimaßtoleranz (Standard Toleranz) | | Maßstab (Scale) | Rauheit (Roughness) | | europ. Projektion |
|-------------------------------------|--------------|-----------------|---|--|---------------------------------------|
| 1:1 | | 1:1 | √ | | |
| Datum | | Name | Material, Standard Oberfläche (Treatment) | | Kanten (edges) |
| Design | 23.05.2014 | JB | Material, Standard Oberfläche (Treatment) | | |
| Drawn | 16.06.2021 | AD | Bezeichnung (Title) UHV connector 15 pin (female) standard SUB-D | | Gewicht (weight) 24.41 9 |
| Check | | | Zeichnungsnummer 211-FS15-UHV | | Page: 2 / 6 |
| Index | | Modification | Zeichnungsnummer (Drawing No.) | | Revision |
| 01 | new slot 2mm | 16.06.2021 | 211-FS15-UHV | | 01 |
| Name | | Datum | Datei (file) c:\ppl\store\c:\ppl\m-store\ | | Format A4 |
| Allectra | | | | | |